

HOW TO LOG IN & NAVIGATE



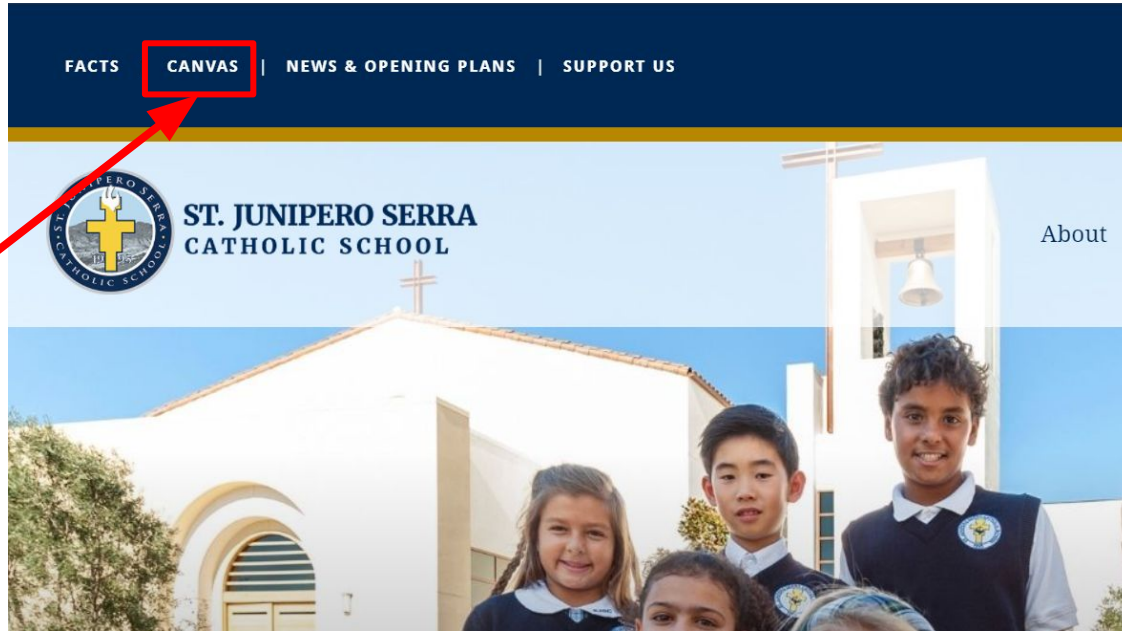
PARENT OBSERVER

STEP 1

Using Google Chrome or
Firefox, type in:

serraschool.org

Then, click “Canvas” at top left
corner of the website home
page



*Canvas is best used with
Google Chrome or Firefox*

STEP 2

You will be directed to our website.

Please click on Parent Login.

[FACTS](#) | [CANVAS](#) | [NEWS & OPENING PLANS](#) | [SUPPORT US](#)

Search...



ST. JUNIPERO SERRA
CATHOLIC SCHOOL

[About](#) [Admissions](#) [Programs](#) [Resources](#) [Parents](#)

Canvas

[HOME](#) > [PROGRAMS](#) > [CANVAS](#)

CANVAS LMS LOGIN

Parent Login

The first time you Login to Canvas, click the "Forgot Password" link to set your account password. You will need to enter the primary email address as listed in FACTS for each parent who receives grading information.

Faculty Login

Student Login

STEP 3

You will be directed to this page.

Please click **Forgot Password**. *You will only need to do this the FIRST time you log in to Canvas.*

Do NOT enter a username or password or click on Parent of Canvas User.

Parent of Canvas User?
Click Here to Create an Account

Parent Login

Password

☐ Stay signed in

Forgot Password?

Log In


[Help](#) [Privacy Policy](#) [Acceptable Use Policy](#) [Facebook](#) [Twitter](#)

INSTRUCTURE

STEP 4

Enter your **email address** that you have on file in **FACTS**. The primary email you have on FACTS is the email you must use.

Then click **Request Password**.



Parent or Canvas User?
[Click Here for an Account](#)


Enter your Parent Login and we'll send you a link to change your password.

Parent Login

[Back to Login](#) **Request Password**

STEP 5

A notification will be sent to the email address on file **IF** this email address is verified in FACTS.



Click on the link to set a new password

Then click **Request Password**.

You requested a confirmation of your password for logging into Canvas.

This address is associated with the login, 

[Click here to set a new password](#)

STEP 6

Create and confirm a new password then click **Update Password**.

Change login password for Father Serra



New Password:

A password input field with a white background, rounded corners, and a small blue icon on the right side. The password is masked with ten black dots.

Confirm New Password:

A password input field with a white background, rounded corners, and a small blue icon on the right side. The password is masked with ten black dots.

Update Password

STEP 7

Return to
serraschool.instructure.com

Enter login information using
your email address and new
password!



[Parent of a Canvas User?](#)
[Click Here For an Account](#)

Parent Login

Password

☐ Stay signed in

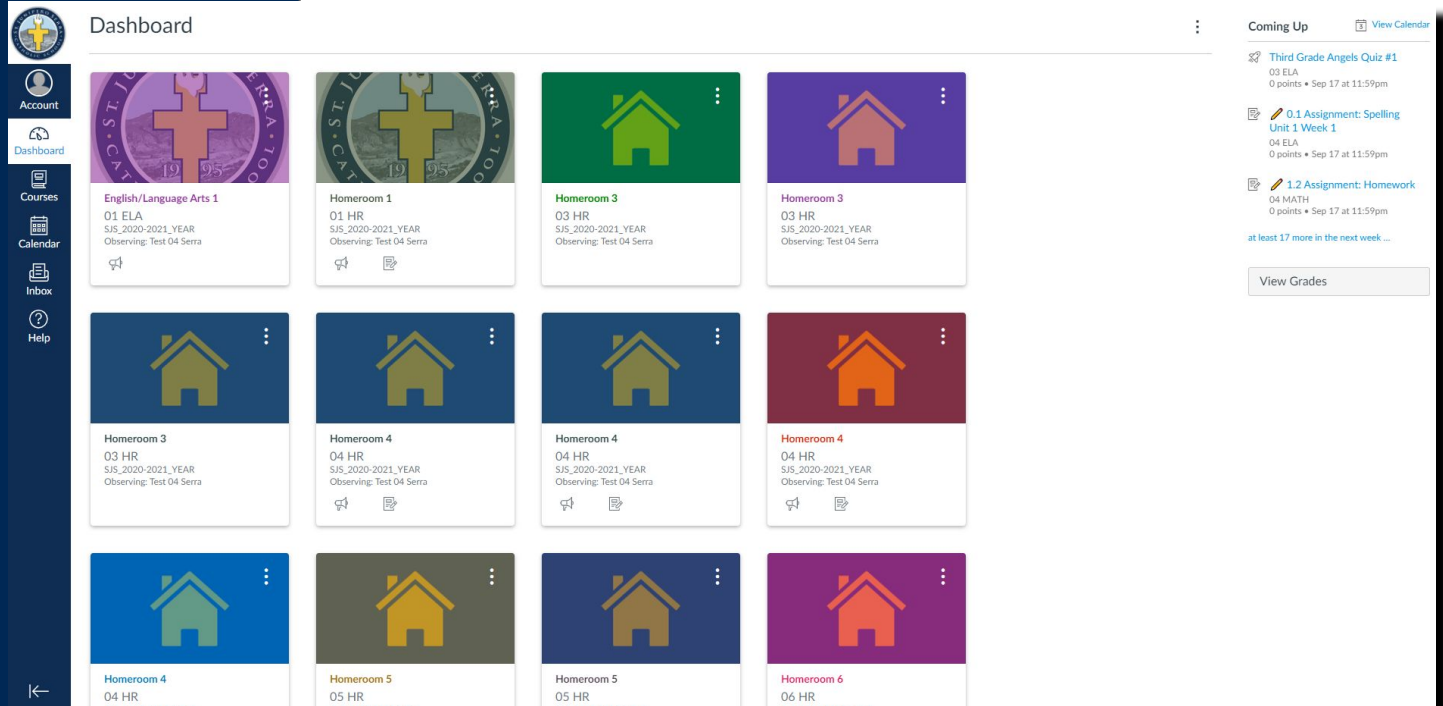
[Forgot Password?](#)

Log In

[Help](#) [Privacy Policy](#) [Acceptable Use Policy](#) [Facebook](#) [Twitter](#)

 INSTRUCTURE

Once logged in,
you will be
taken to your
Dashboard
view!




NAVIGATING



CANVAS

PARENT OBSERVER

NAVIGATING CANVAS Dashboard View



Account

Dashboard


Courses

Calendar

Inbox


Help

Dashboard




English/Language Arts 1

01 ELA
SJS_2020-2021_YEAR
Observing: Test 04 Serra




Homeroom 1

01 HR
SJS_2020-2021_YEAR
Observing: Test 04 Serra




Homeroom 3

03 HR
SJS_2020-2021_YEAR
Observing: Test 04 Serra




Homeroom 3

03 HR
SJS_2020-2021_YEAR
Observing: Test 04 Serra




Homeroom 3

03 HR
SJS_2020-2021_YEAR
Observing: Test 04 Serra




Homeroom 4

04 HR
SJS_2020-2021_YEAR
Observing: Test 04 Serra




Homeroom 4

04 HR
SJS_2020-2021_YEAR
Observing: Test 04 Serra



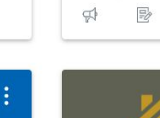
Homeroom 4

04 HR
SJS_2020-2021_YEAR
Observing: Test 04 Serra




Homeroom 4

04 HR




Homeroom 5

05 HR



Homeroom 5

05 HR



Homeroom 6

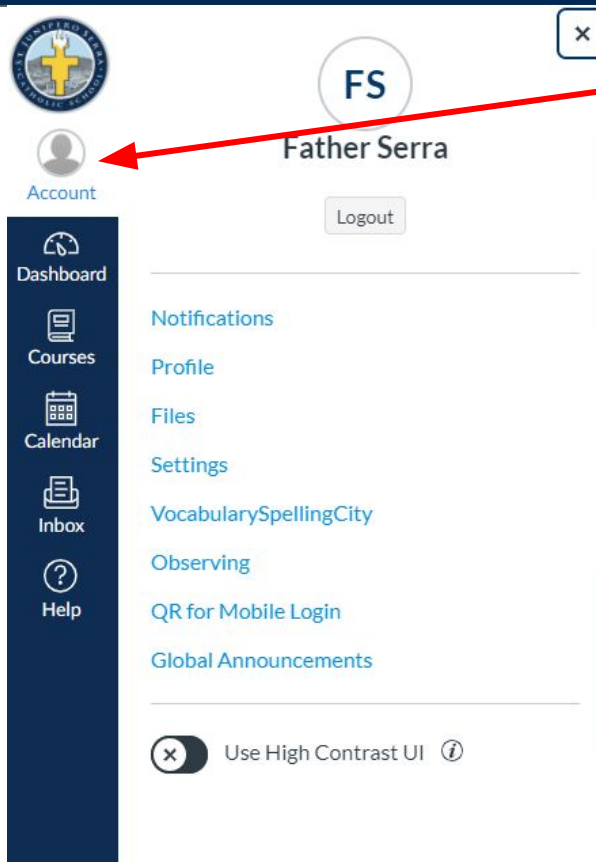
06 HR

Click the three dots to adjust the view or overlay if you want a clearer picture

PLEASE NOTE THE SCREEN CAPTURES ARE A TEST PARENT ACCOUNT. PARENT VIEW MAY VARY DEPENDING ON THE TEACHER AND COURSE

NAVIGATING CANVAS

Left Side Menu Bar - Account



Click on **Account** and you can edit your notifications, profile, upload files, change your settings or find the QR code for mobile log in.

There is also a [Canvas App for Parents](#) available on the App Store and Google Play Store.

PLEASE NOTE THE SCREEN CAPTURES ARE A TEST PARENT ACCOUNT. PARENT VIEW MAY VARY DEPENDING ON THE TEACHER AND COURSE

NAVIGATING CANVAS

Left Side Menu Bar - Notifications



Test 04 Serra > Notification Preferences



Account



Dashboard



Courses



Calendar



Inbox



Help

Notifications

Profile

Files

Settings

QR for Mobile Login

Global

Announcements

Notification Preferences

☒ Notify me right away

☐ Send daily summary

☐ Send weekly summary

☐ Do not send me anything

Course Activities

As a parent observer, by default, your notification settings are set to mimic your student's. You may wish to edit the notification settings to customize which notifications you receive and their frequency

Due Date

Grading Policies

Course Content

Files

Announcement

Announcement Created By

Grading

☐ Include scores when alerting about grades. If your email is not an institution email this means sensitive content will be sent

Invitation

Submission Comment

Email Address

tech@serraschool.org

☒ ☐ ☒ ☐

☒ ☐ ☒ ☐

☒ ☐ ☐ ☒

☒ ☐ ☐ ☒

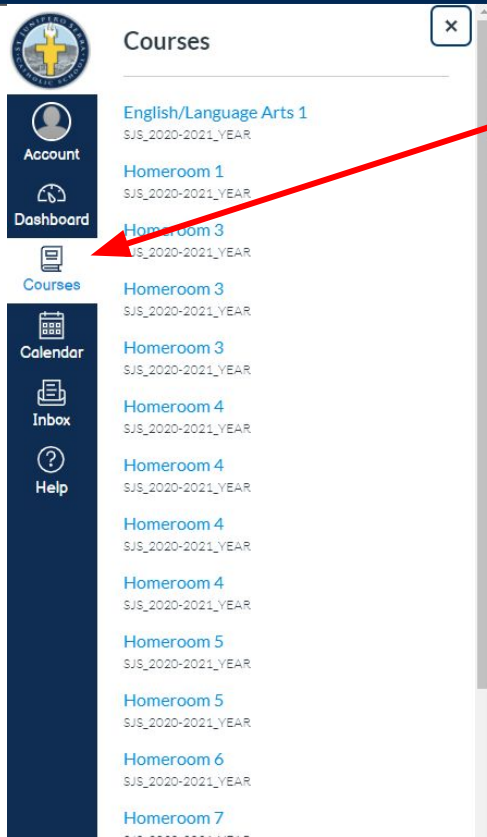
☒ ☐ ☐ ☐

☒ ☐ ☐ ☒

PLEASE NOTE THE SCREEN CAPTURES ARE A TEST PARENT ACCOUNT. PARENT VIEW MAY VARY DEPENDING ON THE TEACHER AND COURSE

NAVIGATING CANVAS

Left Side Menu Bar - Courses



A list of your child's courses can be viewed by clicking the Course button. You can view each course and its corresponding page. Please note: This screen capture is a TEST PARENT account and will vary depending on your child's courses.



Meet the Teacher



Zoom & Schedule



Prayers



APPS

PLEASE NOTE THE SCREEN CAPTURES ARE A TEST PARENT ACCOUNT. PARENT VIEW MAY VARY DEPENDING ON THE TEACHER AND COURSE

NAVIGATING CANVAS

Left Side Menu Bar - Calendar



Today



September 2020

Week

Month

Agenda



SUN

MON

FRI

SAT

30

31

1

4

5

6

7

8

9

10

11

12

13

14

15

16

17

Click Calendar to view upcoming events, activities and due dates.

PLEASE NOTE THE SCREEN CAPTURES ARE A TEST PARENT ACCOUNT. PARENT VIEW MAY VARY DEPENDING ON THE TEACHER AND COURSE



Account



Dashboard



Courses



Calendar



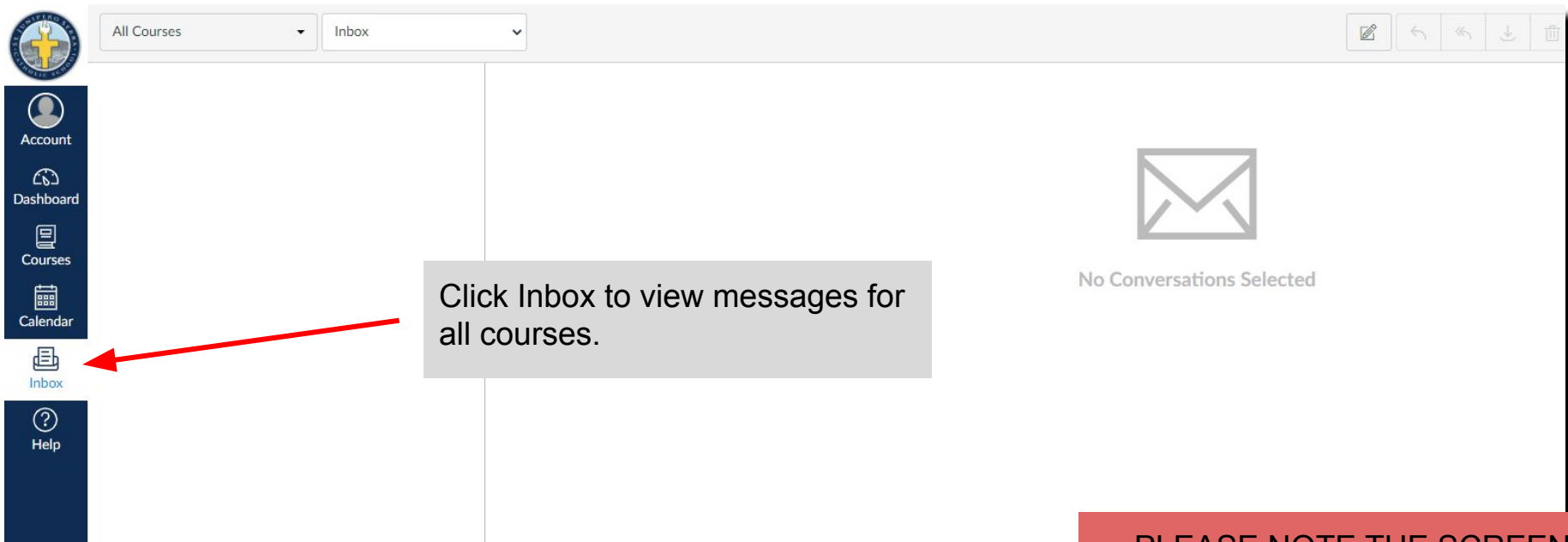
Inbox



Help

NAVIGATING CANVAS

Left Side Menu Bar - Inbox



The screenshot displays the Canvas LMS interface. On the left is a dark blue vertical menu bar with icons and labels for Account, Dashboard, Courses, Calendar, Inbox, and Help. The 'Inbox' option is highlighted with a blue underline. A red arrow points from a text box to the 'Inbox' icon. At the top of the main content area, there are two dropdown menus: 'All Courses' and 'Inbox'. The main content area shows a large envelope icon and the text 'No Conversations Selected'. A toolbar with icons for editing, undo, redo, download, and delete is visible in the top right corner.

Account

Dashboard

Courses

Calendar

Inbox

Help

All Courses

Inbox

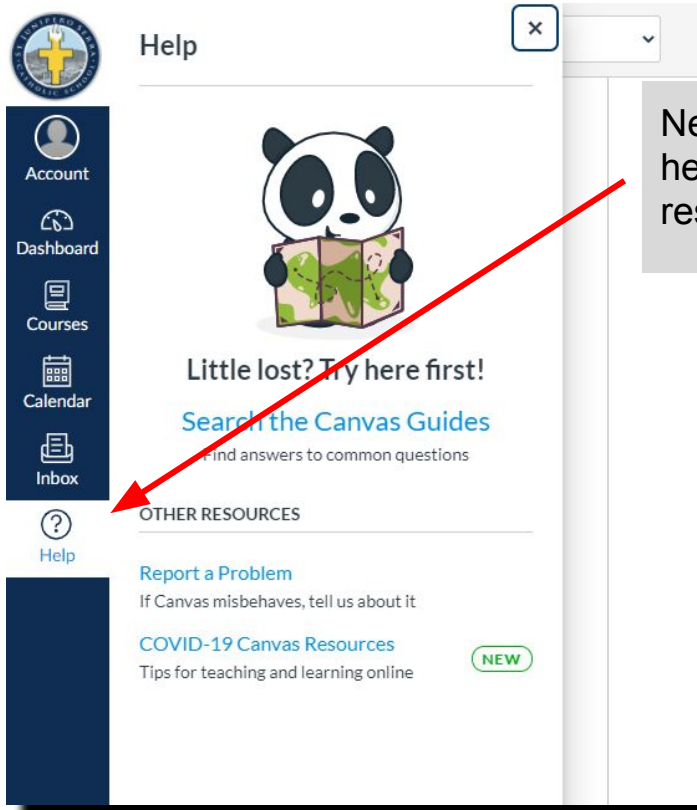
No Conversations Selected

Click Inbox to view messages for all courses.

PLEASE NOTE THE SCREEN CAPTURES ARE A TEST PARENT ACCOUNT. PARENT VIEW MAY VARY DEPENDING ON THE TEACHER AND COURSE

NAVIGATING CANVAS

Left Side Menu Bar - Help



The screenshot shows the Canvas LMS interface. On the left is a dark blue vertical menu bar with icons and labels for Account, Dashboard, Courses, Calendar, Inbox, and Help (indicated by a question mark icon). The main content area is titled 'Help' and features a cartoon panda holding a box with a map. Below the panda, it says 'Little lost? Try here first!' and 'Search the Canvas Guides'. A red arrow points from the 'Help' link in the menu bar to the 'Help' section in the main content area. The 'Help' section includes a search bar, a 'Report a Problem' link, and a 'COVID-19 Canvas Resources' link with a 'NEW' badge.

Help

Account

Dashboard

Courses

Calendar

Inbox

Help

Little lost? Try here first!

Search the Canvas Guides

Find answers to common questions

OTHER RESOURCES

Report a Problem

If Canvas misbehaves, tell us about it

COVID-19 Canvas Resources

Tips for teaching and learning online

NEW

Need Help? Canvas is here to help you with additional resources!

PLEASE NOTE THE SCREEN CAPTURES ARE A TEST PARENT ACCOUNT. PARENT VIEW MAY VARY DEPENDING ON THE TEACHER AND COURSE